EUROPEAN TESTING WEEK
TEST.TREAT.PREVENT.
www.testingweek.eu

COBATEST NETWORK

EuroTEST
Working together for integrated testing and earlier care
Addressing Hepatitis, HIV, STIs and TB

Impact of European Testing Week on HIV, HCV and Syphilis Testing in Community-Based Services: A COBATEST Network Analysis

L. Fernàndez-López[1,2,3], C.B. Kahama[4], M. Gogishvili[1,2], T. Platteau[5], M. Ankiersztejn-Bartczak[6], C. Folch[1,2,3], D. Raben[4]

1. Centre of Epidemiological Studies of HIV/AIDS and STI of Catalonia (CEEISCAT), Health Department, Generalitat de Catalunya, Badalona, Spain,
2. Institute for Health Science Research Germans Trias i Pujol (IGTP), Badalona, Spain,
3. CIBER Epidemiologia y Salud Publica (CIBERESP), Madrid, Spain,
4. Centre of Excellence for Health, Immunity and Infections (CHIP), Rigshospitalet, University of Copenhagen, Copenhagen, Denmark,
5. Department of Clinical Sciences, Institute of Tropical Medicine, Antwerp, Belgium,
6. Foundation for Social Education, Warsaw, Poland

What is European Testing Week?

2013

EuroTEST
Working together for integrated testing and earlier care

First launched by HIV in Europe (now known as EuroTEST)

2015

Hepatitis was added as a key focus

2018

First pilot Spring ETW (May 2018)

Occurs **biannually –** in **Spring** (May) and **Autumn** (November)

Objective: To increase testing for HIV, viral hepatitis, STIs and promote the benefits of earlier testing and linkage to care.

Background

PARTICIPANTS 2025

162
Total number of different organisations/institutions signed up for **Spring** and/or **Autumn**

40
New participants signing up for the first time

869
Total number of different participants signed up **since the campaign started in 2013**

TYPES OF PARTICIPANTS

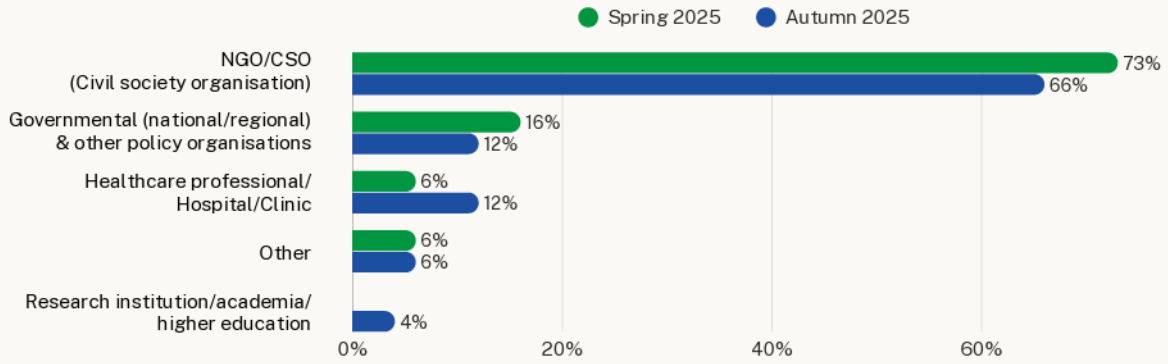

PROPORTION OF PARTICIPANTS OFFERING TESTING AS PART OF THEIR REGULAR SERVICES (AVERAGE)

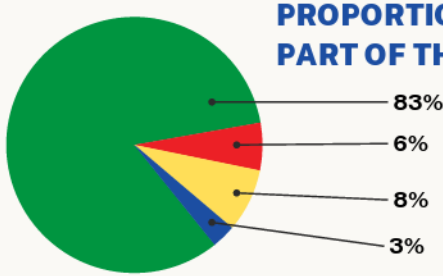

- **83%** Yes
- **6%** No
- **8%** No, but we work with/refer to other organisations that screen/conduct testing
- **3%** Other

ETW – AN OPPORTUNITY TO TRY NEW APPROACHES TO TESTING

62%
of ETW participants used ETW to target different groups than in their regular activities (average)

37%
of participants used ETW to focus on different infections than in their regular activities (average)

82%
of ETW participants focused on more than one disease in their campaign activities (average)

TYPES OF ACTIVITIES:

- Testing activities
- Awareness raising activities
- Advocacy activities
- Capacity building activities

Objective

- Measuring its impact on testing uptake is challenging because activities are delivered across diverse settings and countries.

To assess whether ETW is associated with increased HIV, HCV and syphilis testing in community-based services, using COBATEST Network data as a proxy.

EUROPEAN TESTING WEEK
TEST.TREAT.PREVENT.
www.testingweek.eu

COBATEST Network

COBATEST NETWORK

- Network of community-based HIV/STI/VH screening services that collects standardised data across Europe and Central Asia.
- More than 150 members in 29 European countries and 2 countries in Central Asia



CEEIS Cat Centre d'Estudis Epidemiològics sobre les Infeccions de Transmissió Sexual i Sida de Catalunya

AIDS ACTION EUROPE

Methods

Aggregated data
Indicators

COBATEST
Online data
collection tool

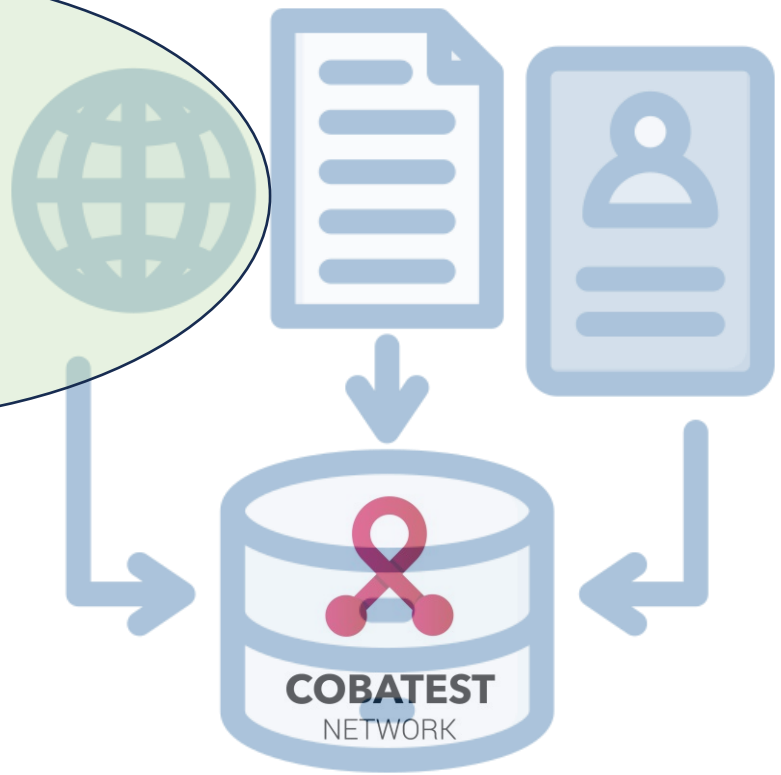

Disaggregated
data

Methods

Data source

- Routine testing data collected through the COBATEST online monitoring system (8-66 centres).

Impact assessment

- Compared weekly numbers of HIV, HCV and syphilis tests
- ETW campaign weeks (Spring & Autumn editions, 2013-2026) vs. the preceding week
- Calculated percentage change in testing volume for each campaign edition

Results

- Median increases in testing volume during ETW, compared to the week before (2013-2026)

	Spring		Autumn	
HIV	**47.4%** Median increase	Min -13.3% (2018) Max 107.2% (2023)	**132.3%** Median increase	Min 27.6% (2017) Max 387.7% (2021)
Syphilis	**27.9%** Median increase	Min -11.3% (2018) Max 87.4% (2023)	**97.4%** Median increase	Min 2.6% (2020) Max 224.4% (2021)
HCV	**32.5%** Median increase	Min -32.4% (2018) Max 196.9% (2023)	**131.0%** Median increase	Min 27.9% (2020) Max 325.5% (2022)

ETW consistently associated with increased testing activity

Results

- Number of tests per week COBATEST tool. 2013-2026

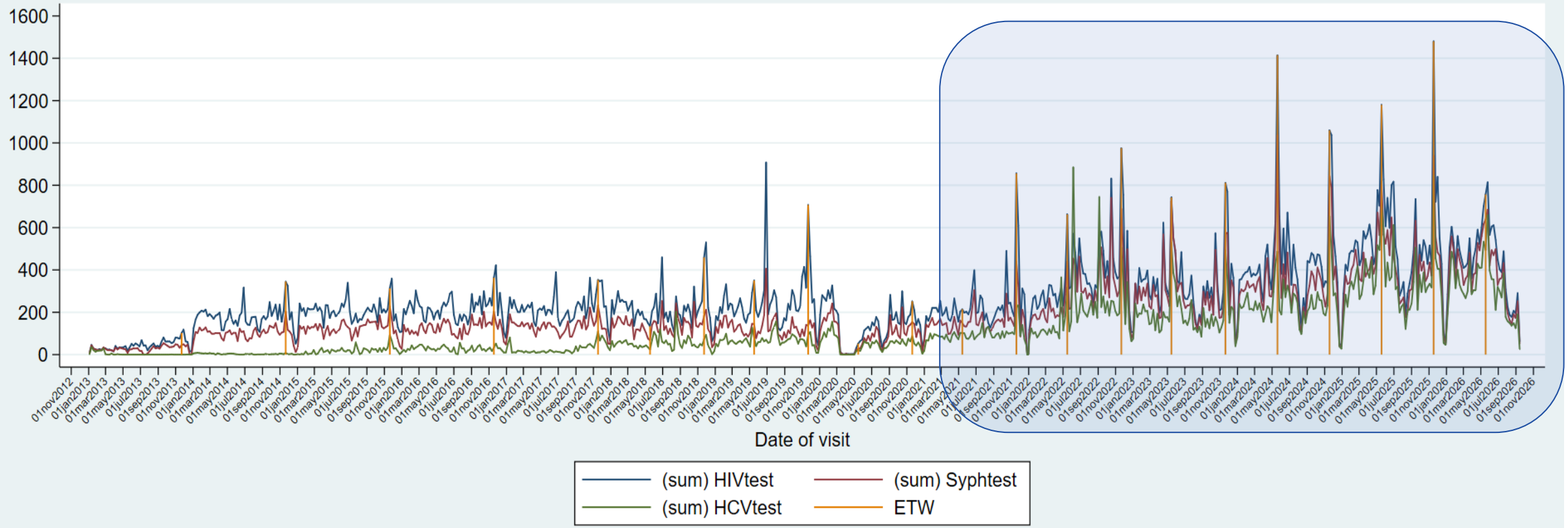

Results

- Number of tests per week COBATEST tool. 2021-2026

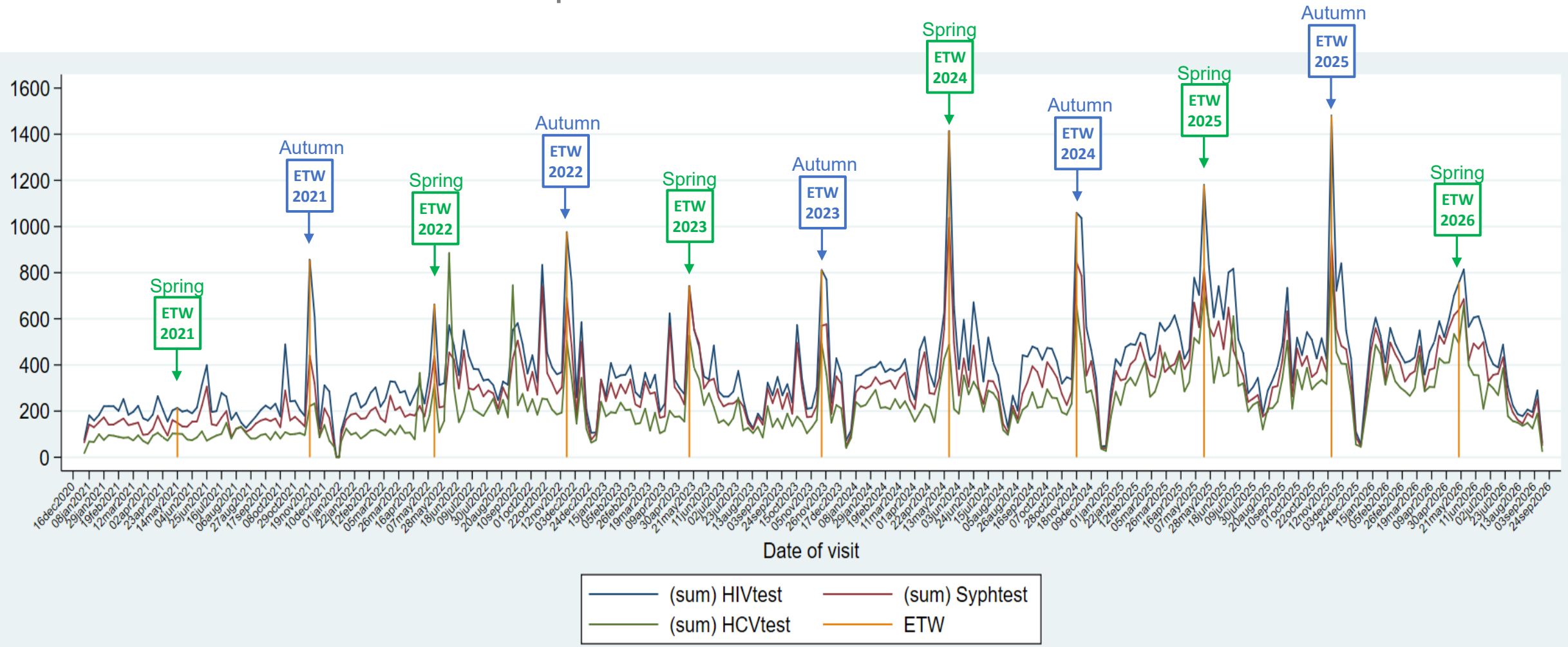

Limitations

Interpretation of findings

- COBATEST includes only a subset of community-based services participating in ETW
- ETW also involves healthcare facilities and other testing providers
- Results should therefore be considered a **proxy indicator of ETW impact**, rather than a direct evaluation of the full campaign

Conclusions

- Routine monitoring data from the COBATEST Network suggest that ETW is associated with substantial increases in HIV/HCV/syphilis testing activity.
- These findings support the role of ETW as an effective mobilisation and awareness initiative.
- At the same time, they highlight the value of community-based monitoring systems such as COBATEST for evaluating large-scale public health campaigns.
- However, results should be interpreted cautiously given the partial coverage of centres and the involvement of non-community testing providers.
- Future work should continue strengthening routine data collection and explore how campaign-related increases in testing translate into diagnoses and linkage to care.

Thank you!

We wish to thank:

- All the organizations and institutions who have participated in ETW
- All the COBATEST Network members
- The European Testing Week working group members